

Checkout pages 3.4.0

- [Overview](#)
- [Login step page](#)
 - [Annotations](#)
- [Choose delivery address step page](#)
 - [Annotations](#)
- [Choose shipping method step page](#)
 - [Annotations](#)
- [Choose payment method and pay step page](#)
 - [Annotations](#)

Overview

Default theme provides customer with simple checkout process:

- **login** - facilitated by special login page that consists of both [login and registration](#) forms to allows both returning and new customers to proceed
- **choose delivery address** - driven by address book filtered by allowed locations by current [shop](#). Note that this step may be automatically skipped if shop has shipping methods that do not require shipping address (e.g. digital deliveries)
- **choose shipping method** - driven by carriers assigned to current [shop](#)
- **choose payment method and pay** - driven by carrier SLA allowed payment methods in conjunction with allowed payment methods for current [shop](#). The act of payment depends on the selected payment method as customer may be either presented with cart data capture form (e.g. Cybersource) or simple button to confirm the order (e.g. payment upon store collection) or be taken to external website (e.g. PayPal button).

Throughout the checkout the customer is presented with clearly marked steps showing them what stage they are at the moment and how many steps left to complete the checkout.

It must also be noted that checkout has a different header and footer implementation with less information to avoid customers distractions from the checkout. It is recommended to keep links leading away from the process to minimum and instead include all information right on the pages themselves to provide customer with guidance and reassurance thus preventing checkout abandonment.

Login step page

M.1

M.2

M.3

Login / Register

Language Eng

Currency €

H.1

H.2

(1)

€ 1392⁸⁷

M.4

1 Log In

2 Your Address

3 Shipping Method

4 Payment

C.1

E-mail

bob@doe.com

Password

Sign In

Registration

Forgot password?

Additional information about our store is [here](#)

C.2

E-mail

E-mail

First name

First name

Last name

Last name

Phone

Phone

Gender

Choose One

Subscribe to newsletter

☐

Registering on our site will allow you to benefit from our promotions programme. Register in October to receive special 10% off coupon code.

Register

F.1

[Profile](#) | [View shopping cart](#) | [Order guide](#) | [Order history](#) | [FAQ](#) | [Return policy](#) | [Site map](#) | [Call center](#)

Annotations

Element	Template	Configurations ¹	Content include ²	Description
C.1 Login form				This component is described in Login and Registration pages documentation
C.2 Registration form				This component is described in Login and Registration pages documentation
F.0 Footer meta include	Checkout footer		"footer_include"	Additional page meta data e.g. additional javascript. ⚠ This is rendered at the bottom of the page and is not intended for any visible elements
F.1 Footer	Checkout footer		"footer_co_nav_include"	Footer can include social links, additional menus, logos etc
H.0 Header meta include	Checkout header		"header_include"	Additional page meta data e.g. Google Analytics meta tag. ⚠ This is rendered at the very top of the page and is not intended for any visible elements
H.1 Shop logo	Checkout header	Shop image "SHOP_IMAGE0"		Logo for shop is using first image attribute including localised versions

H.2 Mini cart	Checkout header			Mini cart view is non configurable but can be overridden in custom theme
M.1 Customer login	Checkout header	Shop customer name format "SHOP_CUSTOMER_FORMATTER"		Two views depending on whether customer is logged in or not. When not logged in shows a login/registration link. When logged in displays a welcome message and a drop down menu to access personal data.
M.2 Language selector	Checkout header	Shop language settings		Visible only if shop has more than one language option
M.3 Currency selector	Checkout header	Shop currency settings		Visible only if shop has more than one currency option
M.4 Checkout steps				Shows checkout process. Blue colour indicates current step, green indicated completed steps, grey indicates steps to complete.

¹Configurations refer to [shop](#) and [category](#) custom attributes that define behaviour of components

²Content include refers to shop URI suffix for content. For example if shop has code "SHOP10" and content include is specified as "custom_content" then URI of the content include that will be rendered is "SHOP10_custom_content"

Choose delivery address step page

Bob Doe
Language Eng
Currency €

(3)
€2742⁹³

M.4

1 Log In
2 Your Address
3 Shipping Method
4 Payment

C.1

☐ Billing address the same as shipping

C.2

Shipping address

Create

☒ Bob, Doe 123, Cool street Awesomewille, United States Z12345, US

Delete
Edit

☐ Bob, Doe 11, Seymour str Vacouver, British Columbia XCV567, CA

Delete
Edit

Chosen Shipping Address

C.3

Billing address

Create

☒ Bob, Doe 11, Seymour str Vacouver, British Columbia XCV567, CA



Delete
Edit

Chosen Billing Address

Shipment method >

Profile | View shopping cart | Order guide | Order history | FAQ | Return policy | Site map | Call center




Annotations


Element	Template	Configurations ¹	Content include ²	Description
C.1 Same address option				When ticked instructs to use the same address for billing as the one that was used for shipping.  If same address is enabled then C.3 is not visible.
C.2 Shipping address selection				Allows to select shipping address to use. Works very similarly to address book on profile page .
C.3 Billing address selection				Allows to select billing address to use. Works very similarly to address book on profile page .  If same address is enabled then this element is not visible.
M.4 Checkout steps				Shows checkout process. Blue colour indicates current step, green indicated completed steps, grey indicates steps to complete.


¹Configurations refer to [shop](#) and [category](#) custom attributes that define behaviour of components

²Content include refers to shop URI suffix for content. For example if shop has code "SHOP10" and content include is specified as "custom_content" then URI of the content include that will be rendered is "SHOP10_custom_content"

Choose shipping method step page

Bob Doe  Language Eng  Currency € 



 (3) €2742⁹³

M.4

1 Log In

2 Your Address

3 Shipping Method

4 Payment

C.1

Select carrier and shipping method

Carrier

Post

Shipping method

5-12 day EUR

C.2

Shipping cost

€0⁰⁰

Discount 100%

SHOP10EURSHIPFREE

< Your Address

Payment >

[Profile](#) | [View shopping cart](#) | [Order guide](#) | [Order history](#) | [FAQ](#) | [Return policy](#) | [Site map](#) | [Call center](#)

Annotations

Element	Template	Configurations ¹	Content include ²	Description
C.1 Shipping method selection form				Allows to select carrier and then its SLA. The carrier list is filtered by allowed carrier for given shop, which have SLA for currently active currency.
C.2 Shipping cost				Allows to view shipping costs including promotion discounts applied after carrier SLA has been selected.
C.3 Fulfilment centre delivery				Items are grouped by fulfilment centres they are delivered by. C1 and C2 are specified per each fulfilment centre.
M.4 Checkout steps				Shows checkout process. Blue colour indicates current step, green indicated completed steps, grey indicates steps to complete.

¹Configurations refer to [shop](#) and [category](#) custom attributes that define behaviour of components

²Content include refers to shop URI suffix for content. For example if shop has code "SHOP10" and content include is specified as "custom_content" then URI of the content include that will be rendered is "SHOP10_custom_content"

Choose payment method and pay step page

Bob Doe Language Eng Currency €

(4) €4329⁶⁰

M.4

1 Log In
2 Your Address
3 Shipping Method
4 Payment

C.1

Verify order and choose payment method

First delivery Summary (Standard Items)

Delivery number 150901192814-18-0

Product	Price	Quantity	Amount
DS215+ DS215----2X-ST2000VN000	2135.76	1.00	2135.76
DS215+ DS215----2X-ST2000VX000	657.17	1.00	657.17
Trigger-Z SGK-6010-GKCM1-DE	0.00	1.00	0.00

Delivery sub total	2792.93
Tax	465.49
Sub total (inc. tax)	2792.93

Method	5-12 day EUR
Shipping cost	0.00
Tax	0.00
Shipping cost (inc. tax)	0.00

123, Cool street Z12345
Awesomewille US United States, Bob Doe, 123412341234

Delivery number 150901192814-18-1

Product	Price	Quantity	Amount
Radius P55W-B5112 PSVP3U-003003	1586.67	1.00	1586.67

Delivery sub total	1586.67
Tax	264.45
Sub total (inc. tax)	1586.67

Method	5-12 day EUR
Shipping cost	0.00

Tax0.00

Shipping cost (inc. tax)0.00

123, Cool street Z12345

Awesomewille US United States, Bob Doe,

123412341234

Order total4329.60

Tax721.61

Order total (inc. tax)**€ 4329⁶⁰**

Discount 38%

SHOP10EURSHIPFREE, SHOP10EURGIFT, SHOP10EURORD50F,

SHOP10EURC0001:50OFFDS215

Address11, Seymour str XCV567 Vacouver CA British Columbia, Bob Doe, 123412341234

Second delivery Summary (Pre-order Items)

C.2.1

Multiple delivery☒

C.2.2

Payment methodTest Payment Gateway

C.2.3

Name on cardBOB DOE

Card number5555444433332222

Expiration date01 - January2018

Card security code234

Pay


Customer selection cause order to split into two deliveries

C.2

← Shipment method

Profile | View shopping cart | Order guide | Order history | FAQ | Return policy | Site map | Call center

Annotations

Element	Template	Configurations ¹	Content include ²	Description
C.1 Order review				Provides detailed information about the order. Includes breakdown by each delivery in case of multiple delivery.
C.2 Payment panel				Payment panel includes final preferences on delivery, payment method to be used and payment form that corresponds to the selected method.
C.2.1 Multiple delivery				<p>Provides customer with the option to split the order into multiple deliveries if some items cannot be delivered straight away (e.g. back order, pre-order). Selecting this option means that standard items will be delivered straight away, so that customer gets them sooner and the rest will be delivered when all items become available. If single delivery is chosen then there will be only one delivery when all items will be available.</p> <p> This option is only visible if some items in the order cannot be delivered straight away.</p>
C.2.2 Payment method selector				Allows customer to chose payment method they prefer. Selecting payment method changes the payment form element C.2.3

C.2.3 Payment form				Form that allows to confirm or pay for the order. Can be as simple as a single button or contain form to capture payment details.
M.4 Checkout steps				Shows checkout process. Blue colour indicates current step, green indicated completed steps, grey indicates steps to complete.

¹Configurations refer to [shop](#) and [category](#) custom attributes that define behaviour of components

²[Content](#) include refers to shop URI suffix for content. For example if shop has code "SHOP10" and content include is specified as "custom_content" then URI of the content include that will be rendered is "SHOP10_custom_content"